



MAHARASHTRA UNIVERSITY OF HEALTH SCIENCES, NASHIK

DETAILS OF THE HOSPITAL AND WORK RECORD: (HOSPITAL - INFORMATION)

YEAR 2022 – 2023

Name of College: Loknete Rajarambapu Patil Ayurvedic Medical College, Hospital, PG Institute & Research Center, Islampur

College Code: 122113

A) NUMBER OF PATIENTS ATTENDED OPD (1st Jan. to 31st December 2022)								
(Note: - Patients of Medical Camp OPD should not be included)								
Sr. No.	Month	Information to be filled up by college						Atyayika (Emergency)
		Kayachikitsa + Panchkarma	Shalya	Shalakya	Prasuti evum StriRoga	Bal Roga	Swasthvritta evum Yoga	
1	Jan.	2489	1184	971	1016	779	23	63
2	Feb.	2291	1104	889	922	640	15	44
3	March.	2489	1062	931	1028	640	12	46
4	April	2081	970	906	950	617	20	66
5	May	2270	1034	917	986	632	25	64
6	June	2394	1115	998	1125	698	35	36
7	July	2496	1083	1079	1028	710	38	45
8	August	2214	934	911	870	616	35	84
9	Sept.	2578	1035	1001	1000	672	34	52
10	Oct.	2016	793	795	771	501	28	59
11	Nov.	2453	949	985	941	638	29	41
12	Dec.	2710	1171	1137	1070	668	30	33
Total		28481	12434	11520	11707	7811	324	633
Grand Total		72910						

NO. OF IPD PATIENTS IN THE LAST YEAR (JAN 2022- DEC 2022)


SR. NO.	DEPT. NAME	JAN	FEB	MAR	APR	MAY	JUN	JUL	AUG	SEP	OCT	NOV	DEC	TOTAL
1	KAYACHIKITSA	110	121	165	124	145	141	143	119	122	106	123	123	1542
2	PANCHAKARMA	48	51	53	51	58	53	51	49	58	52	69	57	650
3	SHALYA	71	84	91	106	102	110	97	96	83	70	87	84	1081
4	SHALAKYA	102	87	117	101	89	99	93	91	92	81	74	88	1114
5	PRASUTI & STRI ROG	67	91	98	98	88	88	78	88	90	89	84	76	1035
6	KAUMAR BHRITTYA- BAL ROG	70	67	73	73	70	77	61	64	67	69	71	108	870
MONTH TOTAL =		468	501	597	553	552	568	523	507	512	467	508	536	6292

GRAND TOTAL = 6292



(Handwritten Signature)
DEAN

..oknote Rajarambapu Patil
Ayurvedik Medical College, Hospital,
P G.Institute & Research Center.
Urun-Islampur Tal. Walwa, Dist. Sangli



C. Total Number of Bed Days Occupied

Sr. No.	Month	(Information to be filled up by college)				
		Kayachikitsa & Panchkarma	Shalya	Shalakya	Prasuti evum Stri Roga	Bal Roga
1.	Jan.	1628	561	760	524	686
2.	Feb.	1148	526	497	593	442
3.	March	1710	688	623	650	528
4.	April	1613	647	640	619	556
5.	May	1547	651	652	654	565
6.	June	1529	627	635	600	557
7.	July	1682	777	600	572	509
8.	Aug.	1552	815	607	613	496
9.	Sept.	1630	811	603	625	480
10.	Oct.	1583	760	697	645	560
11.	Nov.	1649	720	541	602	524
12.	Dec	1999	789	703	743	596
Total		19270	8372	7558	7440	6499
Grand total		49139				
Bed Occupancy (in %)		55.17				


FORMULA FOR CALCULATING BED OCCUPANCY


$$\text{Bed Occupancy} = \frac{\text{Total No. of Bed Days Occupied} \times 100}{\text{Total No. of Beds} \times \text{No. of Total Days}} = \frac{49139 \times 100}{244 \times 365} = 55.17 \%$$

D) PANCHAKARMA DETAILS

SR. NO.	PATIENTS	SNEHAN	SWEDAN	VAMAN	VIRECHAN	BASTI	NASYA	RAKTMO KSHAN	JALOUKAV CHARAN	SHIRO DHARA	SHIROBASTI
1.	From O.P.D.	1466	1953	17	05	720	1494	09	20	40	95
2.	From I.P.D.	19926	20577	64	280	7620	1113	53	49	1291	16
3.	Total	21392	22530	81	285	8340	2607	62	69	1331	111

(Note: Karmas apart from above should mention in separately in separate enclosure if required.)



E) Hospital information for P.G.Only	:	
Number of Beds	:	136 (Minimum required 100 beds. Additional Beds for Clinical Subject 1:4 per Student (Please refer PG Regulation 2016))
Number of Students	:	34 X 4 = 136
Equipments	:	Adequate
Number of Registrars/H.O.	:	10
Number of available additional Non teaching staff	:	23
 Dean/ Principal of the College DEAN Loknete Rajarambapu Patil Ayurvedic Medical College, Hospital, P. G. Institute & Research Center, Urun-Islampur, Tal. Walwa, Dist. Sangli		